

# SEPTEMBER 2018

## Brookside Elementary School

WELCOME BACK  
TO SCHOOL

### PRINCIPAL'S MESSAGE

Brookside remained alive during the summer with a number of teachers working on rooms and projects, new friends touring the building and the custodians/office staff diligently working behind the scenes prepping for a Fantastic opening. The 2018-19 journey is sure to be an exciting one!

#### Brookside is better with YOU!

We are always looking for parent/family volunteers to support projects, events or day-to-day happenings. If you are interested in helping out - please stop in the main office for a volunteer application, and feel free to stop in and see me to chat about your volunteering interest. Also, please plan to join us for the many scheduled school events, including Curriculum Night on Thursday, September 20<sup>th</sup>. Working together as a home - school team is the recipe for success!

#### Pastries with the Principal

The first Tuesday of the month will be Pastries with the Principal from 8:50 - 9:20 am in room 14. Join fellow parents, PTA and the principal for an informal conversation.

Looking forward to an amazing year of growth and learning!

Your Partner in Education,

Erin P. Eckert

Proud Principal of Brookside

### DATES TO REMEMBER

- \* PTA Meetings First Tuesday of the Month @3:20
- \* Thurs., Sept. 6<sup>th</sup> - 1<sup>st</sup> Day for 1<sup>st</sup>-5<sup>th</sup> Grade
- \* Thurs., Sept. 6<sup>th</sup> - K Orientation - 9:30-11:30
- \* Fri., Sept. 7<sup>th</sup> Pre-K Orientation 9:30-11:30
- \* Thurs., Sept. 20<sup>th</sup> - 6:00 - AIS Parent Info. Mtg.
- \* Thurs., Sept. 20<sup>th</sup> - 6:30-7:30 - Curriculum Night
- \* Thurs., Oct. 4<sup>th</sup> - 2:45 - Early Dismissal for  
Bus Drill
- \* Fri., Oct. 5<sup>th</sup> - Superintendent's Conf. Day -  
No School for Students
- \* Mon., Oct. 8<sup>th</sup> - Columbus Day - No School
- \* Fri., Oct. 26<sup>th</sup> - 6:00 - Trunk-or-Treat &  
Haunted House

### Welcome to Brookside!



- \* New to Brookside from Donnelly:
  - \* Ms. Foster - 1<sup>st</sup> Grade Teacher
  - \* Ms. Brewer - 5<sup>th</sup> Grade Teacher
- \* New to Brookside from High School:
  - \* Ms. Shea - Physical Education
- \* New to Susquehanna Valley:
  - \* Ms. O'Connell - 1<sup>st</sup> Grade Teacher
  - \* Ms. Hatton - 3<sup>rd</sup> Grade Teacher
  - \* Ms. Harlow - Special Ed. Teacher
  - \* Ms. Hanrahan - Special Ed. Teacher
  - \* Ms. Volkert - Special Ed. Teacher
- \* Returning to Brookside from the Middle  
School:
  - \* Mr. Glazer - Special Ed. Teacher

## UPDATES/REMINDERS

The school day is 8:50 am to 3:05 pm.

The school main doors open each day at 8:20 am for breakfast. Students may be dropped off to start the day at 8:40 am and the Kindergarten entrance.

Students arriving after 8:50 am are Tardy. Please come to the main office via the main doors to sign your child in and provide a written excuse for the tardy.

All exterior doors remain locked throughout the day. Please plan to use the main door intercom to be "buzzed" into the building.

All Students will be dismissed at 3:05 pm to the bus or the Kindergarten Wing for pick up.

### Early Pick-Up: (@ the Main Office)

If you need to pick your child up prior to the end of the school day:

Please use the front doors and the intercome to be "buzzed" into the building.

- Please come straight to the Main Office to sign out your child.
- We will require adults to show a photo ID at the point of sign out.
- Please make sure your authorized pick-up list for your child is up to date.
- If the early departure is scheduled, please provide a note to the classroom teacher to expedite the anticipated pick up. \* Sample - Pre-printed notes are found in the handbook and/or at the counter in the main office.

## Kindergarten Wing Entrance Pick-Up

- Doors for dismissal will not be open until 3:00 p.m. for 3:05 p.m. dismissal.
- All students need to be signed out by an adult.
- We will require all adults to show a photo ID at the point of sign out.
- Please make sure your authorized pickup list for your child is up to date.
- For your child's safety, please do not allow "horsing around" or playing in the parking lot.

Thank you for your understanding and cooperation as we continue to provide a safe learning environment for all children.

## VISITORS - YES PLEASE!

We welcome parents as "Partners in Education" and encourage communication from home. As in the past, to avoid disruption of instructional time and to provide ample time and focus on your question/concern, we ask that you schedule an appointment when you need to meet and talk with a teacher.

Signing in and waiting in the Main Office prior to any meeting is an important procedure that must be followed. Teachers are dealing with a myriad of tasks at the morning drop off time and/or afternoon dismissal time. Therefore, scheduling an appointment ensures that adequate time and attention will be available to address your comment/concern.

If you are interested in being a frequent visitor/volunteer, please stop in the main office to fill out paperwork to get started. If not frequently, no worries, join us when you can!

We look forward to working together.



### Curriculum Night

Once again this year, we are offering adult only Curriculum Night on Thursday September 20<sup>th</sup> 6:30-6:55pm and 7:00-7:30pm. Two sessions allows parents to attend two different teachers. During the block of time, parents will be meeting with the classroom teacher to learn about the expectations and course of study. Special Education, Special Area teachers and AIS teachers will be located in the cafeteria.

Sign-ups for Parent Conferences and events will also be available.

### AIS Parent Information

Please join us on Thursday, September 20<sup>th</sup>.

Is your child is receiving Academic Intervention Services (AIS)? If so, join your child's intervention specialist from 6:00 - 6:30 p.m. in the Café for an information session.

The presentation will be a station rotation between literacy and numeracy. You will have the opportunity to hear about the program expectations and meet the AIS educators.



### 3 - 5 NYS Assessments

The dates for all state tests for the year are listed below. Although testing does not begin until April, we want to let you know now so you can plan any trips/vacations around these dates. It is critical that all students are present to take the tests. Thanks for your cooperation.

Grades 3 - 5 ELA - April 2, 3, & 4

Grades 3 - 5 Math - May 1, 2 & 3

Grade 4 Science - Performance - May 22  
Written - June 3

### CHARACTER EDUCATION ACTION OF THE MONTH:



**Respect:** A feeling or attitude of admiration and deference toward someone or something.

Respect includes taking someone's feelings, needs, thoughts, ideas, wishes and preferences into consideration. "One of the most sincere forms of respect is actually listening to what others have to say."

B. McGill



### Message from the Nurse

Welcome back to the new school year!

If your child will be taking medication at school, provider and parent permission forms are need for both prescription and over the counter medications. New medication permission forms are required each school year.

**New York State Law Requires that:**

- Parents or guardians must personally deliver all medication to the health office (unless a self-carry order form is signed by parent and physician). All "controlled medications" must be brought in by an adult.
- All medications must remain in properly labeled pharmacy or original over-the-counter (OTC) containers.
- A new prescription/medication form signed by the medical provider is required at the beginning of every school year.
- The parent/guardian must sign the medication/permission form

Mrs. Eggleston, RN  
School Nurse

### Attendance Matters

Present and on-time every day because attendance matters! Missed days means missed opportunities!

Showing up for school has a huge impact on a student's academic success starting in Kindergarten. We don't want your child to fall behind in school and get discouraged. Please ensure your child attends school every day and arrives on time.

Here are a few practical tips to help support regular attendance:

- Keep a regular bedtime and establish a morning routine.
- Lay out clothes and pack backpacks the night before.
- Ensure your child goes to school every day unless they are truly sick.
- Avoid vacations & appointments during school hours
- Develop back-up plans for getting to school if something comes up. Call on family, neighbors or another parent.
- Talk with us if your child is feeling anxious about school.

We want your children to be successful in school! Please let us know how we can best support you and your family.



## Rock on Café

	<u>Full Price</u>	<u>Reduced</u>
Elementary Breakfast:	\$1.70	\$.25
Elementary Lunch:	\$2.60	\$.25
Adult Lunch:	\$4.16 tax included	

"Rock on Café is committed to good nutrition for your children. With this in mind, the cafe continues to be changing and improving.

The end result will be healthier meals for our students, and we know well-nourished students do better in school!

Please plan to fill out the free/reduced lunch application found in the District Calendar. This is a yearly application that runs through October. If you need assistance in filling out this Confidential form, please contact Brookside's social worker, Anita Barry 775-1174.

If you need a new application, please contact the Main Office.

\*Attached, please find helpful information on the School Bucks online program.

## Classroom Snacks/Treats

Due to allergy concerns, please plan to **ONLY** provide pre-packaged bake goods/food for classroom treats, birthdays, celebration, etc. We are unable to accept homemade treats.

## Mindfulness Moments

Keeping our brains healthy:  
This year, Brookside will be focusing on mindfulness and mindful practices and tools.

Mindfulness is "paying attention in a particular way: on purpose, in the present moment and non-judgmentally.

It is about being more in the present and thereby being able to do everything with more discipline and focus.

Ultimately, it will improve emotional intelligence and decrease stress levels.

Ask your child about it!



## Socks/Sneakers Reminder

All students need to wear socks and sneakers to Physical Education class.


- Pre-K - 3<sup>rd</sup> Grade has PE every day.
- 4<sup>th</sup> & 5<sup>th</sup> Grade has PE 3 times in a 6-day cycle.

**STUDENT HANDBOOK**

Each student will receive a copy of the Brookside School Handbook. Please take time to review the expectations with your child(ren). Upon review, please sign and return the cover page to the classroom teacher.

**Home-School Folders**

Each child received a double-sided yellow folder. Please plan to use this folder for home-school communication. It is a great place to find Brookside Happenings and for you to send back information to the teachers, main office, café or Health office.



**News from Mrs. Barry  
School Social Worker**

Welcome back! I hope everyone had a relaxing summer. I am excited to be at Brookside full-time once again this year.

We continue to have the CUBS closet available for all Brookside families. It contains clothes of various sizes as well as boots, shoes and coats. You may come and browse the closet anytime. Just call me at Brookside to arrange a time.

**Mrs. Barry News Continued**

Brookside will once again be participating in the FRIDAY FOOD backpack program. This is a program offered through the Food Bank of the Southern Tier. Participating students/families bring home a bag of non perishable food items each Friday. I will be sending home permission forms for the program soon after school begins. If you do not receive a form and you are interested, please give me a call.

We will be continuing our C.U.B.S. theme, (Caring, Understanding, Bully Free, and Safe). Students are rewarded CUBS cash for displaying positive behaviors throughout the school environment. They can trade the cash in for various prizes and incentives. There will be morning assemblies recognizing students for displaying good character. If your child is chosen, you will receive a call from the office so that you may attend the assembly.

I'm looking forward to another great year! If you have any needs or concerns, feel free to call me at Brookside, 669-4105.



## SEFCU School Banking @ Brookside



Students can open their own savings accounts, make deposits at school and become eligible to earn incentives and enter contests.

Brookside Banking Day is each Friday 8:40-9 in the Main Lobby. PTA volunteers collect cash, coins and checks for deposit.\*

SEFCU will get each student started by depositing \$5 into each student's new account!!

### Other Program Highlights:

- \$5 to each new banker
- No Minimum deposits
- Weekly banking prizes
- Monthly incentives - perfect attendance \$5, Reading Challenge \$5, Star Report Card \$5, etc
- PTA receives \$5 for each new account
- Banking contests throughout the year
- Earn "points" towards private college tuition with SEFCU's tuition rewards (register for free [www.sefcu.com/tuition-rewards](http://www.sefcu.com/tuition-rewards))
- Access to all SEFCU products and services!

Contact PTA President and Banking Coordinator Maria Giammarino for more information and an application.

Happy Banking!!

\*All account information is kept confidential with SEFCU. Brookside volunteers do not have access to account numbers, balances or personal identification information - just a student name\*



## Tools for Schools

For 16 years, the Tools for Schools program has helped shoppers like you support the school of their choice just by shopping with their AdvantEdge card. You may enroll your card to support our school for the 2018 - 2019 school year starting now. Enrolling is simple and takes just minutes. Go to [www.pricechopper.com](http://www.pricechopper.com) to check your enrollment and sign up. You may find the link for Tools for Schools under the "Savings" tab, then Click on "School Savings Program" and the Tools for Schools logo will appear.

- We want to thank all of you who have supported our school through "Tools for Schools" and encourage anyone who is new to the program to join today by registering your AdvantEdge card to our school code: 17142.

### Shop, Snap, Earn...Shoparoo

We all shop...so why not earn money for our school? It's easy and free!

- Sign up for Shoparoo App on your smart phone
- Each time you shop, take a picture of your receipt.
- Food related purchases earn dollars and all other purchases earn points for a chance at additional money

Use code: **CRAZ4255** or **GRER6589** to get started today!


Need help setting up an account or have questions, contact PTA President Maira Giammarino.

# Home & School

Working Together for School Success

## CONNECTION®

Brookside Elementary School  
Mrs. Erin Eckert, Principal



### SHORT NOTES

#### Excellent attendance

Being in school every day means your child won't miss out on learning. Try to schedule appointments and family trips outside of school hours. If he asks to stay home "just because," remind him of what he'll miss, such as his reading group or PE class. Explain that he can be absent only if he's sick or if there's a family emergency.

#### DID YOU KNOW?

Children who regularly eat meals with their families tend to do better in school and avoid risky behavior. Eating dinner together is great, but other meals count, too. If you work at night, maybe you could make time for a family breakfast. Or on a weekend, try a picnic lunch.

#### Celebrate progress

Suggest that your youngster create a fun reminder of all the things she has accomplished. Let her cover a box with construction paper and label it "I did it!" Then, she can write each success ("I learned to add fractions") on a slip of paper and put it in the box. If she's feeling discouraged, have her read the slips.

#### Worth quoting

"The best way to cheer yourself up is to try to cheer somebody else up!"  
Mark Twain

### JUST FOR FUN

Q: Can a kangaroo jump higher than the Empire State Building?

A: Of course. The Empire State Building can't jump!



## Conversations about school

When you think of parent involvement, do you picture moms and dads volunteering in classrooms? That's one way to help—but research shows that supporting your child's education at home is even more important. Here are conversations starters that will help you stay involved.

#### "Let's see what you brought home."

Look at completed work to find out what your youngster is learning and how well she's doing. You could comment on her math work or social studies project, for instance. ("You know a lot about our state's history!") Also, respond to notes from her teacher, and sign her weekly folder or daily planner if required.

#### "Show me what you have for homework."

It's your child's job to do her homework, but you play a role, too. Make sure she knows what she's supposed to do by having her explain the assignments to you. After she finishes her homework, glance over the work to see that it's complete.

#### "Describe a book you enjoyed today."

This gives you an idea of what your youngster prefers to read. Then, build a daily reading habit by asking what she'd like to read tonight. Encourage her reading and listening skills by reading aloud to her and letting her read to you.

#### "Tell me what you learned that you'd like to know more about."

Use her interests as jumping-off points for activities to share. If she likes geometry, you might hunt for



shapes together. If she's fascinated by how animals adapt to winter, take her to the library to research the subject or to the zoo to see live animals. ♡

### After-school questions

Asking "How was school today?" might not get you far. Instead, ask questions like these for a better picture of your youngster's day:

- "What's the coolest thing that happened? What wasn't so cool?"
- "Pretend you're the teacher. How would you describe the day?"
- "What made you laugh?"
- "What was the most creative thing you did?"
- "How were you kind or helpful today? Was anyone kind or helpful to you?" ♡





# What does respect look like?

Your youngster's daily dealings with adults and kids alike will be more pleasant if he speaks and acts respectfully. Try these tips for helping him learn about respect.

**Respectful replies.** Think about something that you and your youngster disagree on (say, whether his video game time should be limited). Model having a respectful discussion about it. You might say that his brain and body are growing and that he needs to run and play to stay healthy. Then, suggest a respectful response, such



as, "I want to be healthy, but I love video games." Have him brainstorm other situations where people have different opinions but still speak to each other with respect.

**Everyday acts.** When you mow the lawn or clean up after your dog, you can teach your child about respect for neighbors. Explain that keeping your neighborhood clean and neat makes it nice for everyone. Ask him to think of other respectful things neighbors should do. If you share an apartment laundry room, he might say that you respect neighbors' time by removing your clothes when they're done so others get to use the washers and dryers.♥

## A reading challenge

By reading more complex books, your child can learn new words, facts, and ideas. He'll also be exposed to more complicated plots and will grow as a reader. Share these suggestions:

- Knowing something about the topic or setting makes a tougher book easier to comprehend. If your youngster is reading a novel set in China, he could talk to someone who has been there or look up the country online (try a children's site like *kids.nationalgeographic.com*).



- Encourage your child to look at a simpler book on the same subject. A picture-book biography about Harriet Tubman may help your youngster better understand a textbook chapter on the civil rights movement, for instance.

- Suggest that your child read complicated material with pencil and paper in hand. He can jot down questions, words to look up, or facts he wants to learn more about.♥



## Strong study habits

**Q:** My third grader has to spend more time studying this year. How can I make sure she studies effectively?

**A:** Set your daughter up for success by helping her find a distraction-free study spot. Also, have her come up with a study routine. For instance, she could reserve time each evening to review her textbook and notes in the days leading up to a test.

Also, many students find it helpful to jot down a purpose each time they study. Your child might write: "I will learn the definitions of all the boldfaced words in chapter 7, section 1."

Finally, encourage her to experiment with study strategies to find what works best. She could close his eyes and imagine how a word is spelled or draw a grid with 9 squares to solve 3 x 3. Or she might find it helpful to spell or recite math facts aloud in rhythm or to a familiar tune.♥



## Talking to kids about money

My children were always asking to buy things like dress-up shoes or new games. They didn't seem to understand that these items weren't in our budget.

I wanted them to learn about how we spend our money—and that it is limited. So I got a spiral notebook and labeled it "Family Spending Journal." I explained that for two weeks, everyone would keep a record of what they spent money on. I listed items like my

subway fare, the electric bill, and food at the grocery store. The children wrote down expenses such as school lunch, soccer cleats, and field trip fees.

After a few days, they were surprised by how many things we needed money for. Our kids had no idea, for example, that we paid for taxes on our income, several types of insurance, and membership in our homeowners' association. Sometimes they still ask to buy too many things at the store, but when I say no, at least they understand why.♥



### OUR PURPOSE

To provide busy parents with practical ideas that promote school success, parent involvement, and more effective parenting.

Resources for Educators, a division of CCH Incorporated  
128 N. Royal Avenue • Front Royal, VA 22630  
800-394-5052 • rfeustomer@wolterskluwer.com  
www.rfeonline.com

ISSN 1540-5621

| SCHOOL

# The Simple Way to Pay

FOR SCHOOL MEALS

[myschoolbucks.com](http://myschoolbucks.com)



SIGN UP FOR YOUR  
FREE ACCOUNT IN  
**3 Easy Steps!**

1

Go to  
[myschoolbucks.com](http://myschoolbucks.com)

2

Create your account

3

Pay with your  
credit/debit card  
or electronic check



Download  
our **FREE**  
app today!



**Dear Parent or Guardian:**

**Welcome to SEFCU's Smart Sense School Banking Program! As part of this program, students can open their own savings accounts, make deposits at school, become eligible to earn incentives, and enter our contests. The school your child attends has selected one day a week as a banking day where parent volunteers will collect cash, coins, and checks for deposit. SEFCU is committed to our school bankers and will get you started by depositing \$1 into the student's new account. Other highlights of the program are:**

- **No minimum deposit**
- **Weekly banking prizes**
- **Enter to win banking contests throughout the year and quarterly in our *MoneyClips* magazine**
- **Participate in special financial literacy programs conducted right in the classroom**
- **Earn "points" toward private college tuition with SEFCU's Tuition Rewards (for more information on how to register for this free program, visit [www.sefcu.com/Tuition-Rewards](http://www.sefcu.com/Tuition-Rewards))**
- **Access to all of SEFCU's products and services!**

**Enclosed you will find a SEFCU membership application and a Smart Sense Parent/Guardian account sign-off form.**

**How to participate:**

- 1. Complete the membership application. List your child as the owner of the account on line one. Parent/guardian information should be listed as the joint account owner starting on line nine. Print the child's name on line 29 in the "Owner Signature" box and the parent/guardian should sign in the box labeled "Joint Owner Signature."**
- 2. Fill out and sign the Smart Sense Youth Account Guarantee of Account form.**
- 3. To open your child's account quickly and easily, return completed forms to your closest SEFCU branch. Representatives may also be available to open accounts at scheduled school banking back to school nights. Please check with your school's banking volunteers for upcoming dates. If you wish to return your forms to your school's Banking Coordinator, please include a copy of your Driver's License along with the application.**
- 4. If your child already has a SEFCU account, he/she can easily begin banking at school. You will need to provide your school's banking volunteers with his/her account number on his/her first banking day or register your child online using our Web database. By registering your child, you can also sign up for program updates and e-mailed receipts. Instructions on how to register at [www.schoolsavings.com](http://www.schoolsavings.com) are located on the next page.**

To register your child at [Schoolsavings.com](http://Schoolsavings.com):

1. Go to [www.schoolsavings.com](http://www.schoolsavings.com) and click "Sign Up!" in the upper right corner of the screen or the "Enroll Your Student" button under the parent section.
2. Create a User Profile by entering Parent Registration information and click "Register."
3. You will need SEFCU's routing number (221373383) and your child's account number. A Smart Sense Savings account is account type S41.
4. Click on the "Students" tab and then on "Add Student" (on the right hand side of the screen).
5. Fill out your student's information and click "Choose School."
6. Add Student Deposit Account information and click "Update."
7. Once your child is participating at school, you will be able to see his/her deposit history, view contest opportunities, and set savings goals.

#### **Receipts and online access**

When a deposit is made at school by your child, an e-mail notification can be sent directly to the e-mail address you provided to notify you of the new deposit. This feature allows you to know each time your student saver has participated in a banking day. You can also log into SEFCU OnLine at [www.sefcu.com](http://www.sefcu.com) to view your child's balance and deposit history anytime, from anywhere.

#### **Transferring funds from an existing account**

To transfer funds from an existing account into your student's new SEFCU account, you can print a switch form at [www.sefcu.com/schoolbanking](http://www.sefcu.com/schoolbanking). Simply print, complete, and sign the switch form, which includes previous account information, and mail or bring it to your current financial institution. Funds from your child's previous account can be electronically transferred into his/her new SEFCU account. Each financial institution has different requirements, so please make sure this form is signed by both the parent and the student (regardless of age or writing ability).

#### **Important Information**

When you open a SEFCU account for your minor, we will ask for your name, address, date of birth, and other information that allows us to identify you, including your Driver's License Information and other identifying documents.

The savings account is owned by the child, but your signature is required to ensure the account is managed properly and for identification purposes. There are no maintenance fees with this account.

#### **Membership eligibility**

Families are eligible for SEFCU membership in a number of ways including where they live, work, worship, volunteer, attend school, or because a family member is eligible for membership, or is already a SEFCU member.

Almost anyone can join SEFCU. If there are any questions or concerns about eligibility, please visit your nearest branch, contact SEFCU's Member Solutions Center at 518-452-8183 or 800-727-3328, or visit [sefcu.com](http://sefcu.com).



# SCHOOL BANKING MEMBERSHIP APPLICATION

Acct. # \_\_\_\_\_

Acct. Type \_\_\_\_\_

Date \_\_\_\_\_

Branch \_\_\_\_\_

SEFCU USE ONLY	ID Type Number	Issued	Expires	Member Group Code	Member Eligibility	SSN State	Operator	Check/Systems Results
_____	_____	_____	_____	_____	_____	_____	_____	_____

1. Name: \_\_\_\_\_

2. Home Mailing Address: \_\_\_\_\_

City

State

Zip

3. E-mail Address: \_\_\_\_\_

4. Date of Birth: \_\_\_\_\_

5. Social Security Number: \_\_\_\_\_

6. Home Phone Number: \_\_\_\_\_

7. Cell Phone Number: \_\_\_\_\_

8. Mother's Maiden Name \_\_\_\_\_

I/we authorize SEFCU to establish a Smart Sense account and online banking for this applicant.

**Other available services:**

- **Owner's Choice Savings** – A savings account that allows you to save for a goal and name the account anything you wish.
- **Smart Sense Savings Certificate** – A certificate that only requires \$100 to establish and includes registry announcement cards that families can distribute to other family members.

For additional products and services, contact SEFCU Member Solutions Center at 800-727-3328 or visit any SEFCU branch.

**(application continued on back)**

SEFCU USE ONLY	ID Type Number	Issued	Expires	Member Group Code	State	Year
	_____	_____	_____	_____	_____	_____

9. Joint Owner Name \_\_\_\_\_ 10. Mother's Maiden Name \_\_\_\_\_

11. Mailing Address \_\_\_\_\_ 12. E-mail Address \_\_\_\_\_

13. Date of Birth \_\_\_\_\_ 14. Social Security Number \_\_\_\_\_ 15. Occupation \_\_\_\_\_

16. Work Phone Number \_\_\_\_\_ 17. Home Phone Number \_\_\_\_\_ 18. Cell Phone Number \_\_\_\_\_

19. Employment Status \_\_\_\_\_ 20. Employer \_\_\_\_\_ 21. Employment Duration \_\_\_\_\_

22. Title \_\_\_\_\_ 23. Gross Income \_\_\_\_\_ 24. ID State \_\_\_\_\_

25. Occupancy Status \_\_\_\_\_ 26. Occupancy Duration \_\_\_\_\_

**SEFCU is hereby authorized to recognize any of the signatures subscribed hereto in the payment of funds or the transaction of any business for this account. By signing you agree to be bound by the terms and conditions for this account as outlined in the Member Benefits Guide. Your signature also authorizes SEFCU to obtain a consumer credit report in connection with this process and at your request, the credit union will supply the name and address of any credit bureau from which it will receive, or has received, a consumer report on you. Completion of this membership application is not to be considered as an application for credit.**

**CERTIFICATION AS TO TAXPAYER IDENTIFICATION NUMBER AND BACKUP WITHHOLDING**

**Under penalties of perjury, I certify that: (1) the number shown on the form is my correct taxpayer identification number. And (2) I am not subject to backup withholding because: (a) I am exempt from backup withholding, or (b) I have not been notified by the internal Revenue Service (IRS) that I am subject to backup withholding, (3) I am a U.S. person (including a U.S. resident alien), and (4) The FATCA code(s) entered on this form (if any) indicating that I am exempt from FATCA reporting is correct.**

Certification Instructions: Cross out item 2 above if you have been notified by the IRS that you are currently subject to backup withholding because you have failed to report all interest and dividends on your tax return. Cross out item 3 and complete a W-8 BEN if you are not a U.S. Person.

**THE INTERNAL REVENUE SERVICE DOES NOT REQUIRE YOUR CONSENT TO ANY PROVISIONS OF THIS DOCUMENT OTHER THAN THE CERTIFICATION REQUIRED TO AVOID BACKUP WITHHOLDING.**

29. 

Owner Signature (student)
X

Joint Owner Signature (parent/guardian)
X

Membership Officer
X

State of New York  
County of \_\_\_\_\_  
On this \_\_\_\_\_ of \_\_\_\_\_ before me personally came \_\_\_\_\_  
known to me to be the individual(s) described in and who executed this instrument, and he/she duly acknowledged to me that he/she executed same.

\_\_\_\_\_  
Notary Public



Smart Sense Youth Account
Guarantee of Account
(Parent and/or Guardian)

Form with fields for Minor Name, Minor's Account No., Date, Parent/Guardian Name.

In consideration of opening this account and/or issuance of a debit card in the above minor's name, I/we (Guarantor(s)) agree to be responsible and liable for any and all account activity (debits, fees, other charges) on this account. I/we unconditionally guarantee against any losses on this account and the prompt payment of any and all indebtedness according to the terms outlined in the SEFCU Member Benefits Guide and Fee Schedule. SEFCU may recover any such indebtedness owed from me/us without first trying to collect from the minor account owner. My/our guarantee may be revoked as to future transactions by written notice, signed by me/us and delivered to SEFCU.

Date: [Signature Box]
Parent/Guardian Signature "Guarantor"

Date: [Signature Box]
Parent/Guardian Signature "Guarantor"

(This form must be notarized if not signed in the presence of a SEFCU Representative)

State of New York County of
On this of , before me personally came
and is known to me to be the individual(s) described in and who executed this instrument,
and he/she duly acknowledged to me that he/she executed.

Notary Signature:

Date

[Signature Box]

SEFCU Representative

Date



**50 BOX TOPS =  
\$5 FOR YOUR**

**CHILD'S SCHOOL** ★

Tape or paste clipped Box Tops to this collection sheet and send it to school. Please note, bonus certificates must be submitted separately. Thanks for your help!


- 1 Clip Box Tops and check expiration date
- 2 Tape, glue or staple Box Tops on sheet until filled
- 3 Send completed sheet to your school Coordinator




Teacher name: \_\_\_\_\_







# Shoparoo

Shoparoo is the first app that makes school fundraising fun, easy, and completely free. No cutting labels, selling door-to-door, or time-consuming coordinating.

Last school year, schools nationwide earned over \$800,000 just by taking pictures of their receipts with Shoparoo! We're glad you're joining in, and we look forward to helping you and Brookside Elementary School earn more than ever before!

## **SHOP, SNAP, EARN!**

Fundraising with Shoparoo couldn't be easier - just take pictures of your receipts with the app, and we'll do the rest. No matter where you shop or what you buy, your receipt will earn rewards for Brookside Elementary School!

- Your receipts from any type of grocery store (super centers, convenience stores, dollar stores, pet supply stores, drug stores, etc.) earn Roo Points (cash donations) for Brookside Elementary School.

Your receipts from any type of restaurant, café, and non-grocery retailer (clothing stores, home improvement stores, electronic stores, etc.) earn your school entries into our monthly \$1,000 sweepstakes and our annual sweepstakes of up to \$15,000!

Schools with just 40 active Shoparoo supporters are earning an average of over \$1,000 every year, and we'd like Brookside Elementary School to be one of them! So spread the word today to really make a difference. Use your personal referral code **craz4255** to invite others - you'll both earn a bonus cash donation when they snap their first receipt!



# 2018-2019 SCHOOL CALENDAR

*Approved by the Board of Education 2/21/18*

<b>SCHOOL DAYS</b>	
183	Student
4	Conference
187	Total

SEPTEMBER 2018 (17) + 2						
S	M	T	W	T	F	S
						1
2	3	4	5	6	7	8
9	10	11	12	13	14	15
16	17	18	19	20	21	22
23 30	24	25	26	27	28	29

OCTOBER 2018 (21) + 1						
S	M	T	W	T	F	S
	1	2	3	4	5	6
7	8	9	10	11	12	13
14	15	16	17	18	19	20
21	22	23	24	25	26	27
28	29	30	31			

NOVEMBER 2018 (18)						
S	M	T	W	T	F	S
				1	2	3
4	5	6	7	8	9	10
11	12	13	14	15	16	17
18	19	20	21	22	23	24
25	26	27	28	29	30	

DECEMBER 2018 (15)						
S	M	T	W	T	F	S
						1
2	3	4	5	6	7	8
9	10	11	12	13	14	15
16	17	18	19	20	21	22
23 30	24 31	25	26	27	28	29

JANUARY 2019 (21)						
S	M	T	W	T	F	S
		1	2	3	4	5
6	7	8	9	10	11	12
13	14	15	16	17	18	19
20	21	22	23	24	25	26
27	28	29	30	31		

FEBRUARY 2019 (18)						
S	M	T	W	T	F	S
					1	2
3	4	5	6	7	8	9
10	11	12	13	14	15	16
17	18	19	20	21	22	23
24	25	26	27	28		

MARCH 2019 (19) + 1						
S	M	T	W	T	F	S
					1	2
3	4	5	6	7	8	9
10	11	12	13	14	15	16
17	18	19	20	21	22	23
24 31	25	26	27	28	29	30

APRIL 2019 (16)						
S	M	T	W	T	F	S
	1	2	3	4	5	6
7	8	9	10	11	12	13
14	15	16	17	18	19	20
21	22	23	24	25	26	27
28	29	30				

MAY 2019 (20)						
S	M	T	W	T	F	S
			1	2	3	4
5	6	7	8	9	10	11
12	13	14	15	16	17	18
19	20	21	22	23	24	25
26	27	28	29	30	31	

JUNE 2019 (18)						
S	M	T	W	T	F	S
						1
2	3	4	5	6	7	8
9	10	11	12	13	14	15
16	17	18	19	20	21	22
23 30	24	25	26	27	28	29

- School not in session:**
- Labor Day – 09/03/18
  - Columbus Day – 10/08/18
  - Veterans Day – 11/12/18
  - Thanksgiving Break – 11/21 – 11/23/18
  - Winter Recess – 12/24/18 – 01/01/19
  - Martin Luther King, Jr. Day – 01/21/19
  - Mid-Term Recess – 02/15, 2/18, 3/15/19
  - Spring Recess – 04/15 – 04/22/19
  - Memorial Day – 05/23 – 05/27/19

**Priority of Make-up Days**  
 May 23  
 May 24  
 April 22  
 March 14

**Total Possible Days of Attendance:**  
 Students 183

<b>LEGEND</b>	
<div style="background-color: #000000; width: 20px; height: 15px; display: inline-block;"></div>	Conference Days 9/4, 9/5, 10/5, 3/14
<div style="background-color: #add8e6; width: 20px; height: 15px; display: inline-block;"></div>	Schools Closed
<div style="border: 1px solid black; border-radius: 50%; width: 20px; height: 15px; display: inline-block;"></div>	Regents Exams
<div style="border: 1px solid black; width: 20px; height: 15px; display: inline-block;"></div>	Early Release Days 10/4 (Bus Drill 15 Min. Early)
<div style="border: 1px solid black; width: 20px; height: 15px; display: inline-block;"></div>	Parent Conferences Elementary- ½ Days – 12/14, 12/21